




**SOLD**



## Draw Creek – Farming, Grazing, Hunting

152 +/- Acres | Neosho County, KS



### ADDRESS

00000 220TH RD.  
Chanute, KS 66720

### LOCATION

From Chanute - Take hwy 39 east to Jackson road, turn north and travel 1/2 mile.

### PROPERTY SUMMARY

Morning sunshine quickly gives to Kansas rain clouds leaving behind green grass, flowing creeks, and fertile crop fields. This well-maintained 152-acre parcel is only five miles east of Chanute, Kansas, and only one-half mile from paved roads. This land offers a cornucopia of opportunities: pasture grazing, farming, recreational, and build site opportunities with water and electricity on the south and west sides of the property. This property is currently paying back an average of \$9-12k per year with the current leases in place. In addition to farming and grazing, a natural gas well pays monthly royalties and all mineral rights transfer to the new owner. Whitetail deer cruise this creek and bed nearby with the abundance of food sources in the area. You can easily increase hunting opportunities with minimal development. This is currently set up as an all-in-one Kansas farm waiting for new owners. Contact us for more information or to schedule a showing.

[nationalland.com/listing/draw-creek-farming-grazing-hunting](https://nationalland.com/listing/draw-creek-farming-grazing-hunting)



**National Land Realty**  
222 W. Main  
Shop 3  
Chanute, KS 66720  
[Nationalland.com](https://Nationalland.com)

**Tim Vietti**  
Office: 620-390-2844  
Cell: 620-305-8180  
[Tvietti@NationalLand.com](mailto:Tvietti@NationalLand.com)

**Valorie Vietti**  
Office: 620-383-0689  
Cell: 620-212-5150  
[Vvietti@NationalLand.com](mailto:Vvietti@NationalLand.com)

The above information is from sources deemed reliable, however the accuracy is not guaranteed.  
National Land Realty assumes no liability for error, omissions or investment results.