




SOLD



128+/- Acres Pine Plantation Timberland

128.1 +/- Acres | Drew County, AR



ADDRESS

Hwy 133
Lacey, AR 71642

LOCATION

From Monticello, Arkansas take Highway 425 south for 12.5 miles to Lacey. Turn right on Highway 133 and go 3.6 miles and the property will be on the left (East side of highway).

PROPERTY SUMMARY

This property is 130+/- acres of mostly pine plantation timberland in various growth stages. The property has access from Highway 133 on the northwest corner. There are trails and food plots maintained on the property for deer hunting. This is a great tract for the timber investor or sportsman searching for a great deer hunting tract in south Arkansas. Panther Creek runs through the south end of the property and there are some hardwoods along the creek in a SMZ area.

nationalland.com/listing/140-acres-pine-plantation-timberland



National Land Realty
1501 N. Pierce St.
Suite 104
Little Rock, AR 72207
NationalLand.com



Jeremy Stephens
Office: 870-539-9854
Cell: 870-672-3250
Fax: 501-325-0080
jstephens@nationalland.com

The above information is from sources deemed reliable, however the accuracy is not guaranteed.
National Land Realty assumes no liability for error, omissions or investment results.